



Parent Guide: Mathematics Student Score Report

Overview

The state Partnership for Assessment of Readiness for College and Careers (PARCC) math test measures how well students are meeting grade-level expectations and developing college and career readiness skills, such as critical thinking and problem-solving. Students, parents, and educators can use these test scores as one way to learn about students' academic strengths and academic needs. Educators use assessments to adjust their teaching to meet students' needs. Parents receive one report for English Language Arts and one for mathematics.

How can I use my child's score report?

One way to use the reports is to bring them to check-ins with your child's teachers. It is important to have regular check-ins with teachers to help ensure your child is staying on track.

Ask your child's teachers:

- What do you see as my child's academic strengths and areas for improvement?
- How will you use these test results to help my child make progress this school year?


Ask your child's principal or teacher for information on the school curriculum and the types of learning experiences provided to students. You may also wish to ask how test results are used to make decisions about school improvements.

How will my child's school use the results?

The test results provide just one measure – a snapshot in time – of student achievement. Although schools should never make important decisions about students based on one measure alone, the tests provide families with objective information about whether their child is academically on track, and they help educators compare the performance of their students with others across the state and nationwide.

Schools and districts can use the report information to better plan instruction, support, and enrichment for students. Teachers can use this information to personalize instruction to meet individual student needs. Parents can use this information to understand their child's needs and strengths and work with his/her teachers and school to support their child at home.

Key Information in the Score Report



1 How did your child do overall?

Your child's score (see below) fits into one of five performance levels. Level 1 is the lowest performance level; Level 5 is the highest. See #2 for an explanation of what each level means.

2 What does each performance level mean?

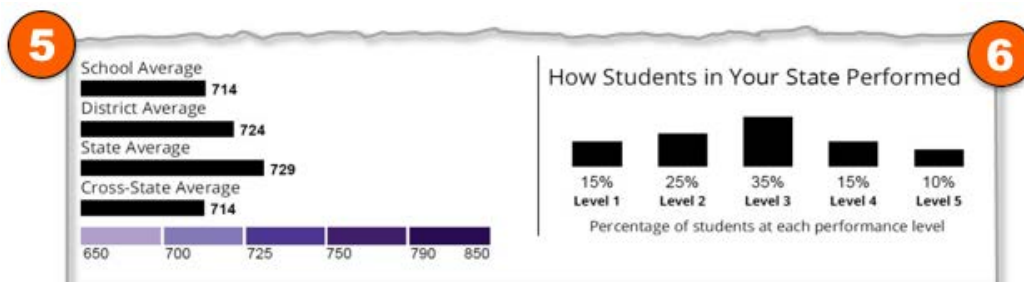
Level 4 is the target. It shows that your child has met expectations and is well prepared for the next grade level or course. Levels 1, 2 and 3 show a child did not fully meet expectations. Level 5 shows the child did better than what is expected for the grade level or course.

3 What was my child's score?

The purple bar graph shows the scores and performance levels. In addition to the exact score, the black triangle shows how close your child's score is to the next performance level.

4 Is my child on track?

The words under the purple bar graph show that students who score at Level 1, 2 or 3 may need extra help to be successful at the next grade level. Students performing at Level 4 or Level 5 are on track for the next grade level or course.

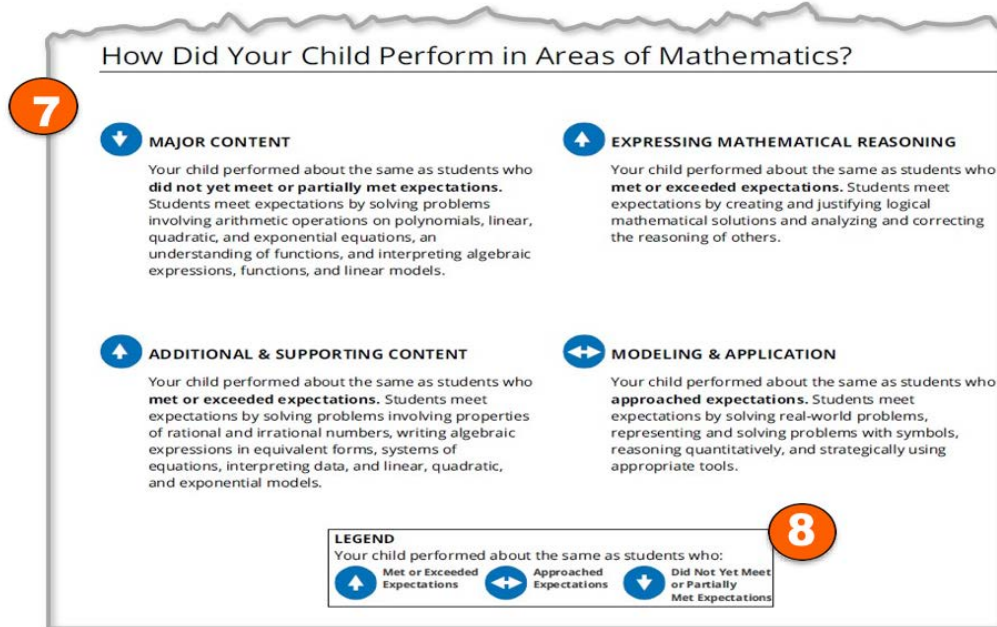


5 How do I compare scores?

Unlike many previous state test score reports, PARCC score reports show how your student is performing compared to the average for students on the same test in the school, district, and state.

6 How did students in my state do?

This shows the percentage of students at each performance level in your state. This gives you a sense of how students are doing overall in your state, and how your child's performance compares. The report also includes a Student Growth Percentile which compares your child's score this year to New Jersey students who had a similar score to your child on the assessment in a previous year(s).



7 How did my child do in different areas of mathematics?

This section shows where your child is excelling and where he/she needs extra support. Each area, such as *major content* and *expressing mathematical reasoning*, includes a description of what it looks like to meet the expectations.

8 What do the arrows mean?

The arrows give you a quick rundown on how your child is doing compared to students who are meeting expectations. The legend explains that in words.

Where can I find more resources?

- UnderstandTheScore.org – View sample test questions and learn more about how parents and teachers can use the information from the score reports.
- [National Parent Teacher Association \(PTA\) State Assessment Guides](#) – Learn more about grade-level expectations and view the PTA's parent guides for student success.
- [Learning Heroes](#) – Tips on how to help your child succeed in school.
- [GreatSchools Test Guide for Parents](#) – Find out what skills your child should learn at each grade level and in each course and how you can help at home.